

# Welcome to Summer KiwiSaver's New Member Portal

The Summer KiwiSaver scheme is pleased to welcome you to our new web portal. Guidance on logging in for the first time can be found below.

**Your member details have been transferred across to our new portal. To log into the new portal, you will use your registered email address as your user login.**

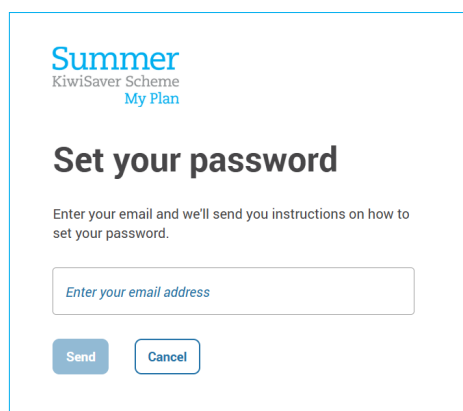
**Important note:** You will need to have your own unique email address registered on your profile to access the new investor portal.

If you currently use a shared email address or an FBxxxxx number to log into the existing portal, please reach out to the Summer KiwiSaver Client Services team ([info@summer.co.nz](mailto:info@summer.co.nz)) to update your registered email address so you can log in.

## Getting Started for the First Time

### Step 1: Setting up your password

1. Go to the following link:  
<https://secure.summer.co.nz/auth/setuppassword>



2. Enter your registered email address and click **Send**.
3. An email will be sent to your email address from Adminis (the Summer KiwiSaver scheme's Registry provider), outlining the steps to set up your new password.
4. Once the password has been reset, you're all set!

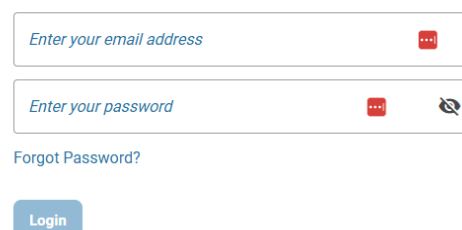
### Step 2: Logging in to the Summer KiwiSaver Member Portal

Once you have set your password using the steps above, you're all set to go and can access your portfolio at any time through the Summer KiwiSaver website using the **Log In** button located at the top right:

<https://www.summer.co.nz>

This will direct you to the secure sign in page of the Member Portal below.

## Summer KiwiSaver Scheme



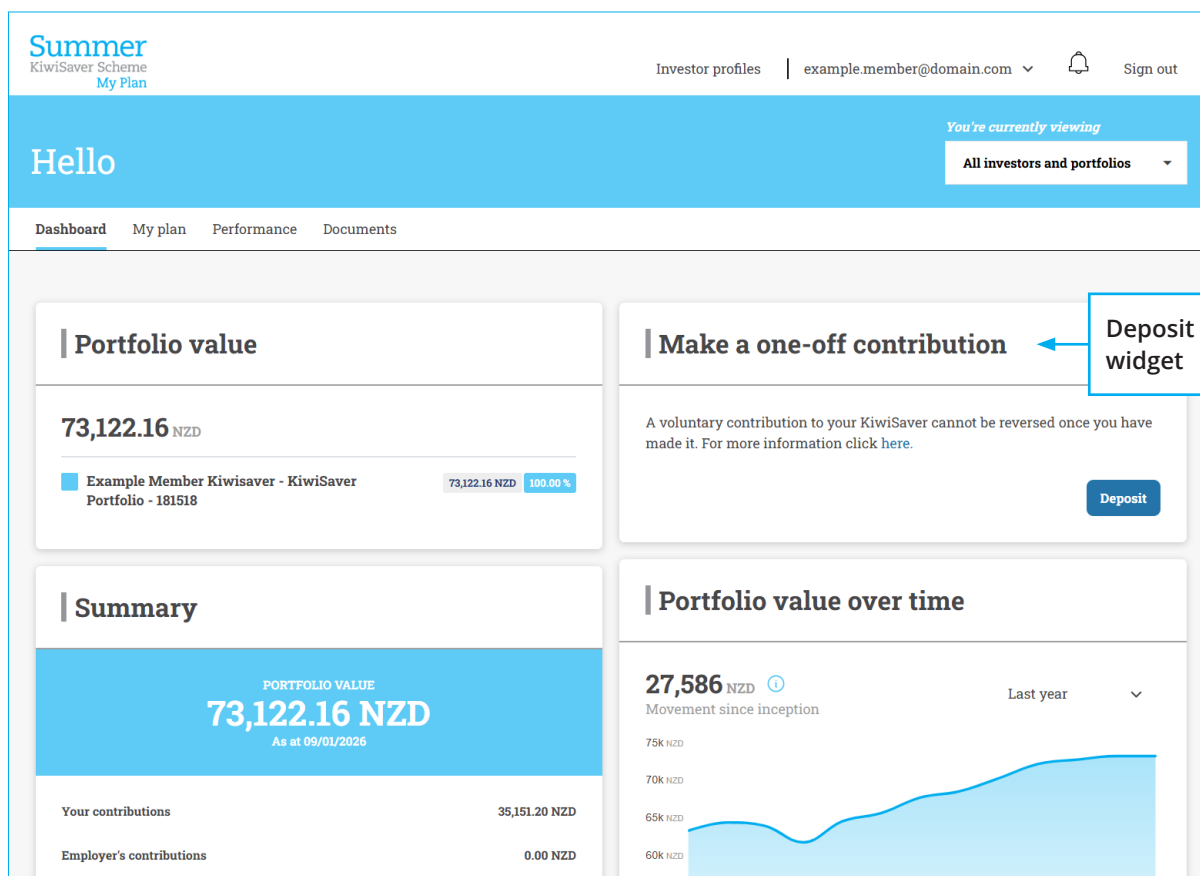
## Overview of the Summer KiwiSaver Member Portal

After logging into the Summer KiwiSaver Member Portal, you will be directed to your dashboard. This will give you an overview of your KiwiSaver account and how it's performed over time.

It also includes the Deposits widget, where you will see your new unique identifier (that replaces your Forsyth Barr number). Please update this information on the reference field for any existing scheduled payments.

From the dashboard page, you will also see some additional tabs on the horizontal menu under the blue banner to navigate to the following areas:

- **My Plan** — To see your current regular investment plan (i.e. how your KiwiSaver contributions are allocated across your selected funds)
- **Performance** — To see how your KiwiSaver investment has performed over time.
- **Documents** — A document library where any new investment documents will be available to view (e.g. Annual Member Statements)
  - For any historical documents prior to transition, please contact the Summer KiwiSaver team for assistance.



Please note all images shown on this document are illustrative only.

**Summer**  
KiwiSaver Scheme  
My Plan