

Summer KiwiSaver Scheme

Summer New Zealand Fixed Interest

Fund Update as at 30 September 2018

This fund update was first made publicly available on 25 October 2018.

What is the purpose of this update?

This document tells you how Summer New Zealand Fixed Interest has performed and what fees were charged. The document will help you to compare the fund with other funds. Forsyth Barr Investment Management Limited prepared this update in accordance with the Financial Markets Conduct Act 2013. This information is not audited and may be updated.

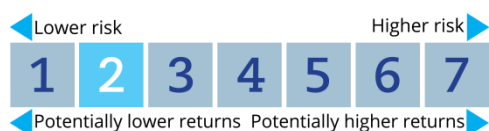
Description of this fund

The fund invests in selected New Zealand fixed interest assets. We aim to achieve positive long-term returns. These kinds of investments will typically have low levels of movement up and down in value.

Total value of the fund	\$7,486,094
Number of members in the fund	558
The date the fund started	19 September 2016

What are the risks of investing?

Risk indicator¹ for Summer New Zealand Fixed Interest:



The risk indicator is rated from 1 (low) to 7 (high). The rating reflects how much the value of the fund's assets goes up and down. A higher risk generally means higher potential returns over time, but more ups and downs along the way.

To help you clarify your own attitude to risk, you can seek financial advice or work out your risk profile at www.sorted.org.nz/tools/investor-kickstarter.

Note that even the lowest category does not mean a risk-free investment, and there are other risks that are not captured by this rating.

This risk indicator is not a guarantee of a fund's future performance. The risk indicator is based on the returns data for the five years to 30 September 2018. While risk indicators are usually relatively stable, they do shift from time to time. The risk indicator will continue to be updated in future fund updates.

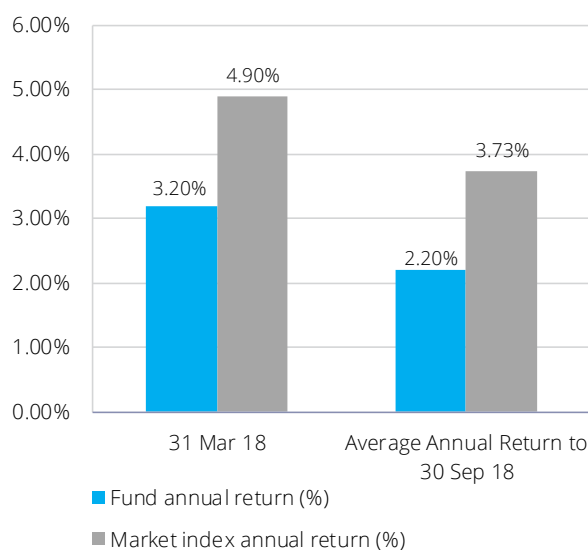
See the Product Disclosure Statement (PDS) for more information about the risks associated with investing in this fund.

How has the fund performed?²

	Past year
Annual return (after deductions for charges and tax)	2.82%
Annual return (after deductions for charges but before tax)	3.95%
Market index annual return (reflects no deduction for charges and tax)	4.75%

The market index return is based on the S&P/NZX Investment Grade Corporate Bond Index. Additional information about the market index is available on the Summer KiwiSaver scheme's entry on the offer register at www.business.govt.nz/disclose.

Annual return graph



This shows the return after fund charges and tax for each year ending 31 March since the fund started. The last bar shows the average annual return since the fund started, up to 30 September 2018.

Important: This does not tell you how the fund will perform in the future.

Returns in this update are after tax at the highest prescribed investor rate (PIR) of tax for an individual New Zealand resident. Your tax may be lower.

What fees are investors charged?

Investors in Summer New Zealand Fixed Interest are charged fund charges. In the year to 31 March 2018 these were:

	<i>% of net asset value³</i>
Total fund charges	0.90%
Which are made up of:	
Total management and administration charges, including	0.90%
Manager's basic fee	0.90%
Other management and administration charges	0.00%
Total performance-based fees	0.00%
Other charges	<i>Dollar amount per investor</i>
Account fee ⁴	\$36.00

Investors are not currently charged any other fees. See the PDS for more information about fees.

Small differences in fees and charges can have a big impact on your investment over the long term.

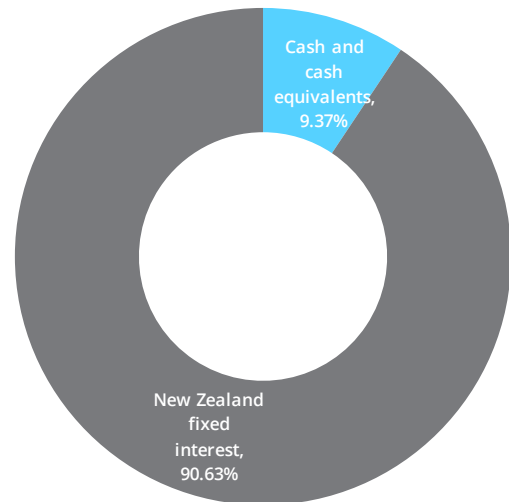
Example of how this applies to an investor

Kim had \$10,000 in the fund at the start of the year and did not make any further contributions. At the end of the year, Kim received a return after fund charges were deducted but before tax of \$395 (that is 3.95% of her initial \$10,000). Kim also paid \$36 in other charges. This gives Kim a total return after tax of \$246 for the year.

What does the fund invest in?

This shows the types of assets that the fund invests in.

Actual investment mix



Target investment mix

Cash and cash equivalents	5.00%
New Zealand fixed interest	90.00%
International fixed interest	5.00%
Australasian equities	0.00%
International equities	0.00%
Listed property	0.00%
Unlisted property	0.00%
Commodities	0.00%
Other	0.00%

Top 10 investments

	<i>Name</i>	<i>Percentage of fund net assets</i>	<i>Type</i>	<i>Country</i>	<i>Credit rating (if applicable)</i>
1	ANZ Cash Deposit	9.37%	Cash and cash equivalents	New Zealand	AA-
2	New Zealand Local Government Funding Agency Ltd 15/04/2025 2.75%	7.04%	New Zealand fixed interest	New Zealand	AA+
3	Housing New Zealand 3.36% 12/06/2025	4.00%	New Zealand fixed interest	New Zealand	AA+
4	New Zealand Local Government Funding Agency Ltd 15/04/2023 5.50%	3.65%	New Zealand fixed interest	New Zealand	AA+
5	New Zealand Local Government Funding Agency Ltd 15/05/2021 6.00%	3.43%	New Zealand fixed interest	New Zealand	AA+
6	Transpower New Zealand Ltd 30/06/2022 4.30%	3.31%	New Zealand fixed interest	New Zealand	AA-
7	New Zealand Local Government Funding Agency Ltd 15/04/2020 3.00%	3.26%	New Zealand fixed interest	New Zealand	AA+
8	Bank of New Zealand Subordinated Note 17/12/2025 5.314%	2.61%	New Zealand fixed interest	New Zealand	BBB
9	Genesis Energy Limited 5.0% 03/04/2025	2.47%	New Zealand fixed interest	New Zealand	BBB+
10	Christchurch International Airport Limited 24/05/2024 4.13%	2.28%	New Zealand fixed interest	New Zealand	BBB+

The top 10 investments make up 41.42% of the fund.

Key personnel

<i>Name</i>	<i>Current position</i>	<i>Time in current position</i>	<i>Previous or other current position</i>	<i>Time in previous or other current position</i>
Kevin Stirrat	Head of Investment Strategy, Forsyth Barr Limited	13 years and 1 month ⁵	Director, Deutsche Bank	11 years and 2 months
Craig Alexander	Head of Funds Management, Forsyth Barr Limited	5 years and 3 months ⁵	Head of Fixed Interest, Tower Investments	5 years and 2 months
Malcolm Davie	Equity Portfolio Manager, Forsyth Barr Limited	4 years and 6 months ⁵	Head of Investment Management, First NZ Capital	7 years and 3 months
Neil Paviour-Smith	Director	10 years and 7 months ⁵	Managing Director, Forsyth Barr Limited (current)	17 Years and 9 months
Rob Mercer	Head of Private Wealth Research, Forsyth Barr Limited	6 years and 4 months ⁵	Head of Research, Forsyth Barr Limited	11 years and 4 months

Further information

You can also obtain this information, the PDS for the Summer KiwiSaver scheme, and some additional information from the offer register at www.business.govt.nz/disclose.

Notes

- ¹ This fund came into existence on 16 September 2016. We've calculated the risk indicator using market index returns data for periods before that date, and actual fund returns data afterwards. Using market index returns data may make the risk indicator a less reliable indicator of how much fund values might go up and down in future.
- ² Summer KiwiSaver scheme was previously known as the Forsyth Barr KiwiSaver Scheme - you can find a link to historical performance information for the funds in the Forsyth Barr KiwiSaver Scheme at <https://www.summer.co.nz/the-summer-scheme/performance-information/quarterly-fund-updates/>.
- ³ All fees and charges are quoted inclusive of GST.
- ⁴ The account fee is charged at \$3 per member, per month.
- ⁵ These personnel are employees of Forsyth Barr Limited, which carries out investment management and daily administration of the Summer KiwiSaver scheme (and is an authorised body under our licence as a manager of registered schemes).