

# Summer KiwiSaver Scheme

## Summer New Zealand Cash

Fund Update as at 30 September 2022

This fund update was first made publicly available on 27 October 2022.

Summer  
KiwiSaver Scheme  
My Plan

### What is the purpose of this update?

This document tells you how Summer New Zealand Cash has performed and what fees were charged. The document will help you to compare the fund with other funds. Forsyth Barr Investment Management Limited prepared this update in accordance with the Financial Markets Conduct Act 2013. This information is not audited and may be updated.

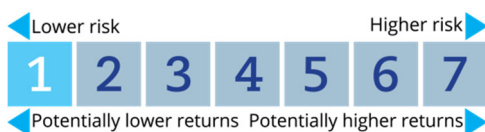
### Description of this fund

The fund invests in cash, selected cash equivalents and selected short-term New Zealand fixed interest assets. We aim to achieve competitive returns compared to money held on call. These kinds of investments will typically have lower returns and very low levels of movement up and down in value.

Total value of the fund	\$4,927,935
Number of members in the fund	247
The date the fund started	19 September 2016

### What are the risks of investing?

Risk indicator for Summer New Zealand Cash:



The risk indicator is rated from 1 (low) to 7 (high). The rating reflects how much the value of the fund's assets goes up and down. A higher risk generally means higher potential returns over time, but more ups and downs along the way.

To help you clarify your own attitude to risk, you can seek financial advice or work out your risk profile at [www.sorted.org.nz/tools/investor-kickstarter](http://www.sorted.org.nz/tools/investor-kickstarter).

Note that even the lowest category does not mean a risk-free investment, and there are other risks that are not captured by this rating.

This risk indicator is not a guarantee of a fund's future performance. The risk indicator is based on the returns data for the five years to 30 September 2022. While risk indicators are usually relatively stable, they do shift from time to time. The risk indicator will continue to be updated in future fund updates.

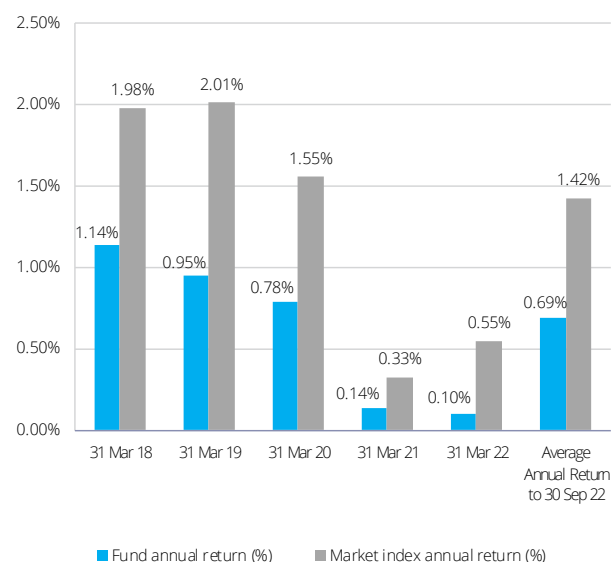
See the Product Disclosure Statement (PDS) for more information about the risks associated with investing in this fund.

### How has the fund performed?<sup>1</sup>

	Average over the past 5 years	Past year
<b>Annual return</b> (after deductions for charges and tax)	0.63%	0.80%
<b>Annual return</b> (after deductions for charges but before tax)	0.87%	1.12%
<b>Market index annual return</b> (reflects no deduction for charges and tax)	1.29%	1.42%

The market index return is based on the S&P/NZX Bank Bills 90-Day Index. Additional information about the market index is available on the Summer KiwiSaver scheme's entry on the offer register at [www.business.govt.nz/disclose](http://www.business.govt.nz/disclose).

### Annual return graph



This shows the return after fund charges and tax for each year ending 31 March since the fund started. The last bar shows the average annual return since the fund started, up to 30 September 2022.

**Important:** This does not tell you how the fund will perform in the future.

Returns in this update are after tax at the highest prescribed investor rate (PIR) of tax for an individual New Zealand resident. Your tax may be lower.

## What fees are investors charged?

Investors in Summer New Zealand Cash are charged fund charges. In the year to 31 March 2022 these were:

	<i>% of net asset value</i>
<b>Total fund charges</b>	0.50%
Which are made up of:	
<b>Total management and administration charges, including</b>	0.50%
Manager's basic fee	0.50%
Other management and administration charges	0.00%
<b>Total performance-based fees</b>	0.00%
<b>Other charges</b>	<i>Dollar amount per investor</i>
Account fee <sup>2</sup>	\$36.00

Investors are not currently charged any other fees. See the PDS for more information about fees.

Small differences in fees and charges can have a big impact on your investment over the long term.

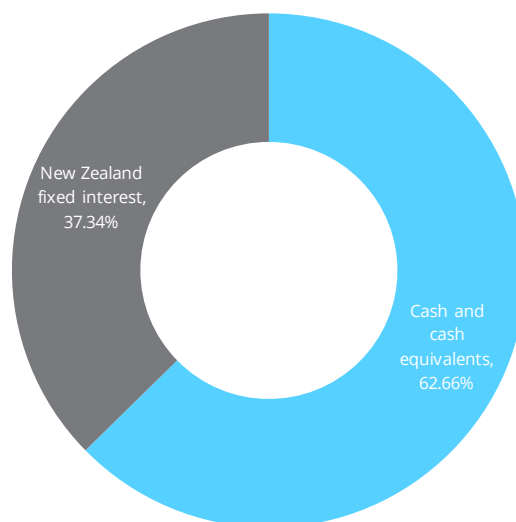
### Example of how this applies to an investor

Kim had \$10,000 in the fund at the start of the year and did not make any further contributions. At the end of the year, Kim received a return after fund charges were deducted but before tax of \$112 (that is 1.12% of her initial \$10,000). Kim also paid \$36 in other charges. This gives Kim a total return after tax of \$44 for the year.

## What does the fund invest in?

This shows the types of assets that the fund invests in.

### Actual investment mix



### Target investment mix

Cash and cash equivalents	75.00%
New Zealand fixed interest	25.00%
International fixed interest	0.00%
Australasian equities	0.00%
International equities	0.00%
Listed property	0.00%
Unlisted property	0.00%
Commodities	0.00%
Other	0.00%

## Top 10 investments

	<i>Name</i>	<i>Percentage of fund net assets</i>	<i>Type</i>	<i>Country</i>	<i>Credit rating (if applicable)</i>
1	Manawa Energy Ltd 15/12/2022 4.01%	17.19%	New Zealand fixed interest	New Zealand	Unrated
2	Vector Ltd 14/03/2024 4.996%	15.13%	New Zealand fixed interest	New Zealand	BBB
3	Contact Energy Limited RCD 07/11/2022	14.15%	Cash and cash equivalents	New Zealand	BBB
4	Housing New Zealand Limited 01/11/2022	10.12%	Cash and cash equivalents	New Zealand	AA+
5	Dunedin City Treasury RCD 09/11/2022	10.11%	Cash and cash equivalents	New Zealand	AA
6	Auckland Intl Airport Ltd 15/11/2022	10.10%	Cash and cash equivalents	New Zealand	A-
7	Mercury NZ Limited RCD 30/11/2022	10.08%	Cash and cash equivalents	New Zealand	BBB+
8	ANZ transactional bank account	8.10%	Cash and cash equivalents	New Zealand	AA-
9	Wellington International Airport Limited 12/05/2023 4.25%	5.03%	New Zealand fixed interest	New Zealand	BBB+
10					

The top 10 investments make up 100.00% of the fund.

## Key personnel

<i><b>Name</b></i>	<i><b>Current position</b></i>	<i><b>Time in current position</b></i>	<i><b>Previous or other current position</b></i>	<i><b>Time in previous or other current position</b></i>
<b>Christine Smith-Han</b>	Equity and Strategy Analyst Octagon Asset Management Limited	0 years and 10 months <sup>3</sup>	Portfolio Analyst Forsyth Barr Limited	4 years and 10 months
<b>Paul Robertshawe</b>	Chief Investment Officer Octagon Asset Management Limited	0 years and 10 months <sup>3</sup>	Portfolio Manager, Forsyth Barr Limited	0 years and 8 months
<b>Craig Alexander</b>	Head of Fixed Interest and ESG Octagon Asset Management Limited	0 years and 10 months <sup>3</sup>	Co-Head of Funds Management, Forsyth Barr Limited	8 years and 5 months
<b>Jason Lindsay</b>	Head of Equities Octagon Asset Management Limited	0 years and 10 months <sup>3</sup>	Co-Head of Funds Management, Forsyth Barr Limited	2 years and 2 months
<b>Neil Paviour-Smith</b>	Director, Forsyth Barr Investment Management Limited	14 years and 7 months	Managing Director at Forsyth Barr Limited (current)	21 years and 9 months

## Further information

You can also obtain this information, the PDS for the Summer KiwiSaver scheme, and some additional information from the offer register at [www.business.govt.nz/disclose](http://www.business.govt.nz/disclose).

## Notes

- <sup>1</sup> Summer KiwiSaver scheme was previously known as the Forsyth Barr KiwiSaver Scheme - you can find a link to historical performance information for the funds in the Forsyth Barr KiwiSaver Scheme at <https://www.summer.co.nz/the-summer-scheme/performance-information/quarterly-fund-updates/>.
- <sup>2</sup> The account fee is charged at \$3 per member, per month.
- <sup>3</sup> Octagon Asset Management Limited is responsible for the day-to-day investment decisions for the fund.