

## Fund Update as at 30 June 2020

This fund update was first made publicly available on 28 July 2020.

### What is the purpose of this update?

This document tells you how Summer Australian Equities has performed and what fees were charged. The document will help you to compare the fund with other funds. Forsyth Barr Investment Management Limited prepared this update in accordance with the Financial Markets Conduct Act 2013. This information is not audited and may be updated.

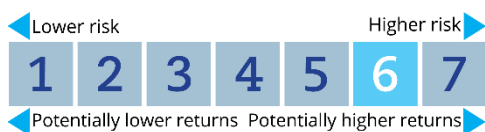
### Description of this fund

The fund invests in selected Australian shares. We aim to achieve positive long-term returns. These kinds of investments will typically have very high levels of movement up and down in value.

<b>Total value of the fund</b>	\$7,859,243
<b>Number of members in the fund</b>	809
<b>The date the fund started</b>	19 September 2016

### What are the risks of investing?

Risk indicator<sup>1</sup> for Summer Australian Equities:



The risk indicator is rated from 1 (low) to 7 (high). The rating reflects how much the value of the fund's assets goes up and down. A higher risk generally means higher potential returns over time, but more ups and downs along the way.

To help you clarify your own attitude to risk, you can seek financial advice or work out your risk profile at [www.sorted.org.nz/tools/investor-kickstarter](http://www.sorted.org.nz/tools/investor-kickstarter).

Note that even the lowest category does not mean a risk-free investment, and there are other risks that are not captured by this rating.

This risk indicator is not a guarantee of a fund's future performance. The risk indicator is based on the returns data for the five years to 30 June 2020. While risk indicators are usually relatively stable, they do shift from time to time. The risk indicator will continue to be updated in future fund updates.

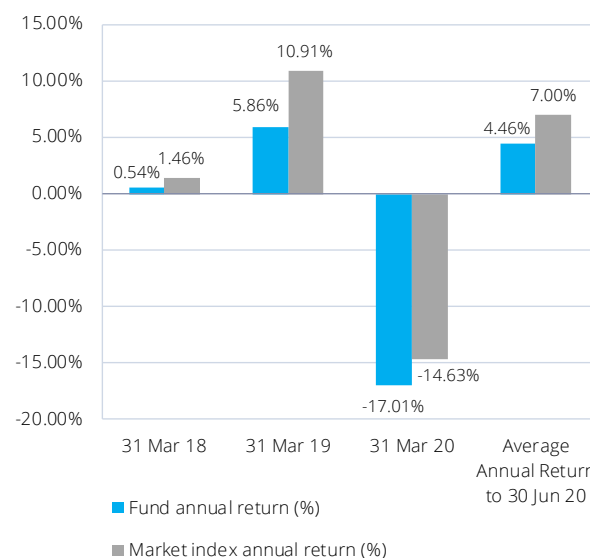
See the Product Disclosure Statement (PDS) for more information about the risks associated with investing in this fund.

### How has the fund performed?<sup>2</sup>

	Past year
<b>Annual return (after deductions for charges and tax)</b>	-5.68%
<b>Annual return (after deductions for charges but before tax)</b>	-5.03%
<b>Market index annual return (reflects no deduction for charges and tax)</b>	-6.39%

The market index return is based on the S&P/ASX 200 Accumulation Index, 50% hedged to the New Zealand dollar. Additional information about the market index is available on the Summer KiwiSaver scheme's entry on the offer register at [www.business.govt.nz/disclose](http://www.business.govt.nz/disclose).

### Annual return graph



This shows the return after fund charges and tax for each year ending 31 March since the fund started. The last bar shows the average annual return since the fund started, up to 30 June 2020.

**Important:** This does not tell you how the fund will perform in the future.

Returns in this update are after tax at the highest prescribed investor rate (PIR) of tax for an individual New Zealand resident. Your tax may be lower.

## What fees are investors charged?

Investors in Summer Australian Equities are charged fund charges. In the year to 31 March 2020 these were:

	<i>% of net asset value<sup>3</sup></i>
<b>Total fund charges</b>	0.90%
Which are made up of:	
<b>Total management and administration charges, including</b>	0.90%
Manager's basic fee	0.90%
Other management and administration charges	0.00%
<b>Total performance-based fees</b>	0.00%
<b>Other charges</b>	<i>Dollar amount per investor</i>
Account fee <sup>4</sup>	\$36.00

Investors are not currently charged any other fees. See the PDS for more information about fees.

Small differences in fees and charges can have a big impact on your investment over the long term.

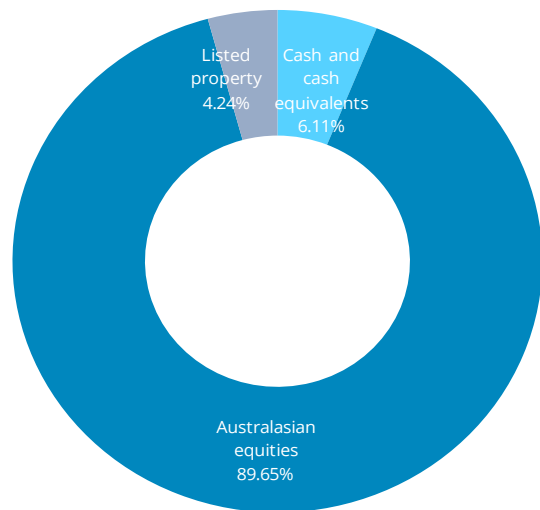
### Example of how this applies to an investor

Kim had \$10,000 in the fund at the start of the year and did not make any further contributions. At the end of the year, Kim incurred a loss after fund charges were deducted but before tax of \$503 (that is -5.03% of her initial \$10,000). Kim also paid \$36 in other charges. This gives Kim a total loss after tax of \$604 for the year.

## What does the fund invest in?

This shows the types of assets that the fund invests in.

### Actual investment mix



### Target investment mix

Cash and cash equivalents	5.00%
New Zealand fixed interest	0.00%
International fixed interest	0.00%
Australasian equities	85.00%
International equities	0.00%
Listed property	10.00%
Unlisted property	0.00%
Commodities	0.00%
Other	0.00%

## Top 10 investments

	<i>Name</i>	<i>Percentage of fund net assets</i>	<i>Type</i>	<i>Country</i>	<i>Credit rating (if applicable)</i>
1	CSL Limited	10.71%	Australasian equities	Australia	
2	BHP Group Limited	7.87%	Australasian equities	Australia	
3	Commonwealth Bank of Australia Limited	5.78%	Australasian equities	Australia	
4	ANZ transactional bank account	5.28%	Cash and cash equivalents	New Zealand	AA-
5	Westpac Banking Corporation Ltd	4.37%	Australasian equities	Australia	
6	Wesfarmers Limited	4.09%	Australasian equities	Australia	
7	National Australia Bank Limited	3.77%	Australasian equities	Australia	
8	Woolworths Ltd	3.50%	Australasian equities	Australia	
9	Telstra Corp	3.42%	Australasian equities	Australia	
10	Rio Tinto Limited	2.89%	Australasian equities	Australia	

The top 10 investments make up 51.68% of the fund.

We actively manage the fund's foreign currency exposures associated with Australian equities. As at 30 June 2020, these exposures represented 94.72% of the value of the fund. After allowing for foreign currency hedges in place, 66.12% of the value of the fund was unhedged and exposed to foreign currency risk.

## Key personnel

<b>Name</b>	<b>Current position</b>	<b>Time in current position</b>	<b>Previous or other current position</b>	<b>Time in previous or other current position</b>
<b>Kevin Stirrat</b>	Director/Strategy, Wealth Management Research, Forsyth Barr Limited	0 years and 11 months <sup>5</sup>	Head of Investment Strategy, Forsyth Barr Limited	13 years and 11 months
<b>Craig Alexander</b>	Co-Head of Funds Management, Forsyth Barr Limited	7 years <sup>5</sup>	Head of Fixed Interest, Tower Investments	5 years and 2 months
<b>Jason Lindsay</b>	Co-Head of Funds Management, Forsyth Barr Limited	0 years and 9 months <sup>5</sup>	Portfolio Manager Australasian Listed Infrastructure, ACC	6 years and 2 months
<b>Rob Mercer</b>	Director/Equities, Wealth Management Research, Forsyth Barr Limited	0 years and 11 months <sup>5</sup>	Head of Private Wealth Research, Forsyth Barr Limited	7 years and 2 months
<b>Neil Paviour-Smith</b>	Director	12 years and 4 months <sup>5</sup>	Managing Director at Forsyth Barr Limited (current)	19 years and 6 months

## Further information

You can also obtain this information, the PDS for the Summer KiwiSaver scheme, and some additional information from the offer register at [www.business.govt.nz/disclose](http://www.business.govt.nz/disclose).

## Notes

- <sup>1</sup> This fund came into existence on 16 September 2016. We've calculated the risk indicator using market index returns data for periods before that date, and actual fund returns data afterwards. Using market index returns data may make the risk indicator a less reliable indicator of how much fund values might go up and down in future. We've also taken into account that this fund invests into the Forsyth Barr Australian Equities Fund, and used the risk indicator figure for that fund if it is higher than the figure we calculated from the returns data.
- <sup>2</sup> Summer KiwiSaver scheme was previously known as the Forsyth Barr KiwiSaver Scheme - you can find a link to historical performance information for the funds in the Forsyth Barr KiwiSaver Scheme at <https://www.summer.co.nz/the-summer-scheme/performance-information/quarterly-fund-updates/>.
- <sup>3</sup> All fees and charges are quoted inclusive of GST.
- <sup>4</sup> The account fee is charged at \$3 per member, per month.
- <sup>5</sup> These personnel are employees of Forsyth Barr Limited, which carries out investment management and daily administration of the Summer KiwiSaver scheme (and is an authorised body under our licence as a manager of registered schemes).