

Summer KiwiSaver Scheme

Summer Global Equities

Fund Update as at 31 December 2022

Summer
KiwiSaver Scheme
My Plan

This fund update was first made publicly available on 8 February 2023.

What is the purpose of this update?

This document tells you how Summer Global Equities has performed and what fees were charged. The document will help you to compare the fund with other funds. Forsyth Barr Investment Management Limited prepared this update in accordance with the Financial Markets Conduct Act 2013. This information is not audited and may be updated.

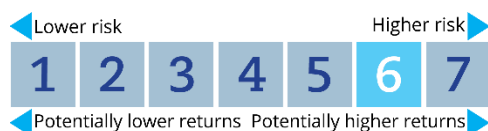
Description of this fund

The fund invests in selected international shares. We aim to achieve positive long-term returns. These kinds of investments will typically have very high levels of movement up and down in value.

Total value of the fund	\$24,813,941
Number of members in the fund	907
The date the fund started	19 September 2016

What are the risks of investing?

Risk indicator for Summer Global Equities:



The risk indicator is rated from 1 (low) to 7 (high). The rating reflects how much the value of the fund's assets goes up and down. A higher risk generally means higher potential returns over time, but more ups and downs along the way.

To help you clarify your own attitude to risk, you can seek financial advice or work out your risk profile at www.sorted.org.nz/tools/investor-kickstarter.

Note that even the lowest category does not mean a risk-free investment, and there are other risks that are not captured by this rating.

This risk indicator is not a guarantee of a fund's future performance. The risk indicator is based on the returns data for the five years to 31 December 2022. While risk indicators are usually relatively stable, they do shift from time to time. The risk indicator will continue to be updated in future fund updates.

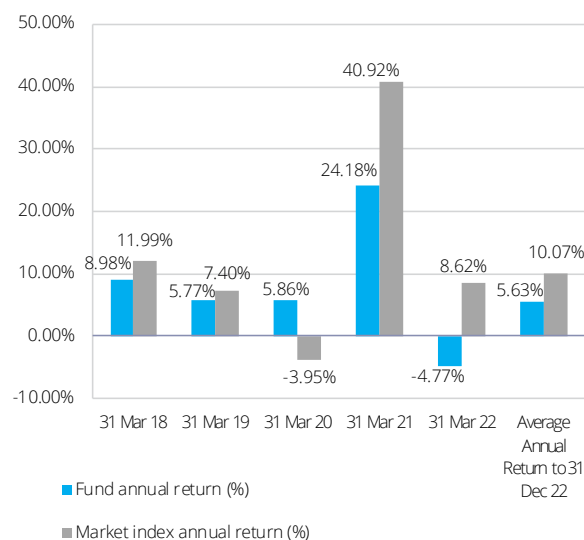
See the Product Disclosure Statement (PDS) for more information about the risks associated with investing in this fund.

How has the fund performed?¹

	Average over past 5 years	Past year
Annual return (after deductions for charges and tax)	2.90%	-19.73%
Annual return (after deductions for charges but before tax)	3.76%	-19.48%
Market index annual return (reflects no deduction for charges and tax)	7.32%	-13.35%

The market index return is based on the MSCI ACWI Net Total Return Index, 50% hedged to the New Zealand dollar. Additional information about the market index is available on the Summer KiwiSaver scheme's entry on the offer register at www.business.govt.nz/disclose.

Annual return graph



This shows the return after fund charges and tax for each year ending 31 March since the fund started. The last bar shows the average annual return since the fund started, up to 31 December 2022.

Important: This does not tell you how the fund will perform in the future.

Returns in this update are after tax at the highest prescribed investor rate (PIR) of tax for an individual New Zealand resident. Your tax may be lower.

What fees are investors charged?

Investors in Summer Global Equities are charged fund charges. In the year to 31 March 2022 these were:

	% of net asset value
Total fund charges	0.90%
Which are made up of:	
Total management and administration charges, including	0.90%
Manager's basic fee	0.86%
Other management and administration charges	0.04%
Total performance-based fees	0.00%
Other charges	<i>Dollar amount per investor</i>
Account fee ²	\$36.00

Investors are not currently charged any other fees. See the PDS for more information about fees.

Small differences in fees and charges can have a big impact on your investment over the long term.

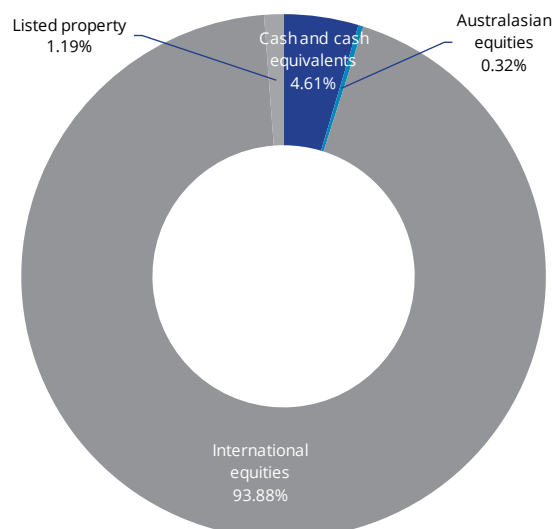
Example of how this applies to an investor

Kim had \$10,000 in the fund at the start of the year and did not make any further contributions. At the end of the year, Kim incurred a loss after fund charges were deducted but before tax of \$1,948 (that is -19.48% of her initial \$10,000). Kim also paid \$36 in other charges. This gives Kim a total loss after tax of \$2,009 for the year.

What does the fund invest in?

This shows the types of assets that the fund invests in.

Actual investment mix



Target investment mix

Cash and cash equivalents	10.00%
New Zealand fixed interest	0.00%
International fixed interest	0.00%
Australasian equities	0.00%
International equities	90.00%
Listed property	0.00%
Unlisted property	0.00%
Commodities	0.00%
Other	0.00%

Top 10 investments

	Name	Percentage of fund net assets	Type	Country	Credit rating (if applicable)
1	Intermede Global Equity Fund	36.57%	International equities	Ireland	
2	ANZ transactional bank account	2.46%	Cash and cash equivalents	New Zealand	AA-
3	Microsoft Corporation	2.46%	International equities	United States	
4	Alphabet Inc. Class A	1.97%	International equities	United States	
5	Visa Inc. Class A Shares	1.78%	International equities	United States	
6	Amazon.com Inc.	1.58%	International equities	United States	
7	The Walt Disney Company	1.50%	International equities	United States	
8	Apple Inc.	1.49%	International equities	United States	
9	Taiwan Semiconductor Manufacturing Co. Ltd (ADR)	1.29%	International equities	United States	
10	Verizon Communications Inc.	1.09%	International equities	United States	

The top 10 investments make up 52.19% of the fund.

We actively manage the fund's foreign currency exposures. As at 31 December 2022, these exposures represented 97.49% of the value of the fund. After allowing for foreign currency hedges in place, 45.26% of the value of the fund was unhedged and exposed to foreign currency risk.

Key personnel

<i>Name</i>	<i>Current position</i>	<i>Time in current position</i>	<i>Previous or other current position</i>	<i>Time in previous or other current position</i>
Christine Smith-Han	Equity and Strategy Analyst Octagon Asset Management Limited	1 year and 1 month ³	Portfolio Analyst, Forsyth Barr Limited	4 years and 10 months
Paul Robertshawe	Chief Investment Officer Octagon Asset Management Limited	1 year and 1 month ³	Portfolio Manager, Forsyth Barr Limited	0 years and 8 months
Craig Alexander	Head of Fixed Interest and ESG Octagon Asset Management Limited	1 year and 1 month ³	Co-Head of Funds Management, Forsyth Barr Limited	8 years and 5 months
Jason Lindsay	Head of Equities Octagon Asset Management Limited	1 year and 1 month ³	Co-Head of Funds Management, Forsyth Barr Limited	2 years and 2 months
Neil Paviour-Smith	Director, Forsyth Barr Investment Management Limited	14 years and 10 months	Managing Director at Forsyth Barr Investment Management Limited (current)	22 years and 0 months

Further information

You can also obtain this information, the PDS for the Summer KiwiSaver scheme, and some additional information from the offer register at www.business.govt.nz/disclose.

Notes

¹ Summer KiwiSaver scheme was previously known as the Forsyth Barr KiwiSaver Scheme - you can find a link to historical performance information for the funds in the Forsyth Barr KiwiSaver Scheme at <https://www.summer.co.nz/the-summer-scheme/performance-information/quarterly-fund-updates/>.

² The account fee is charged at \$3 per member, per month.

³ Octagon Asset Management Limited is responsible for the day-to-day investment decisions for the fund.